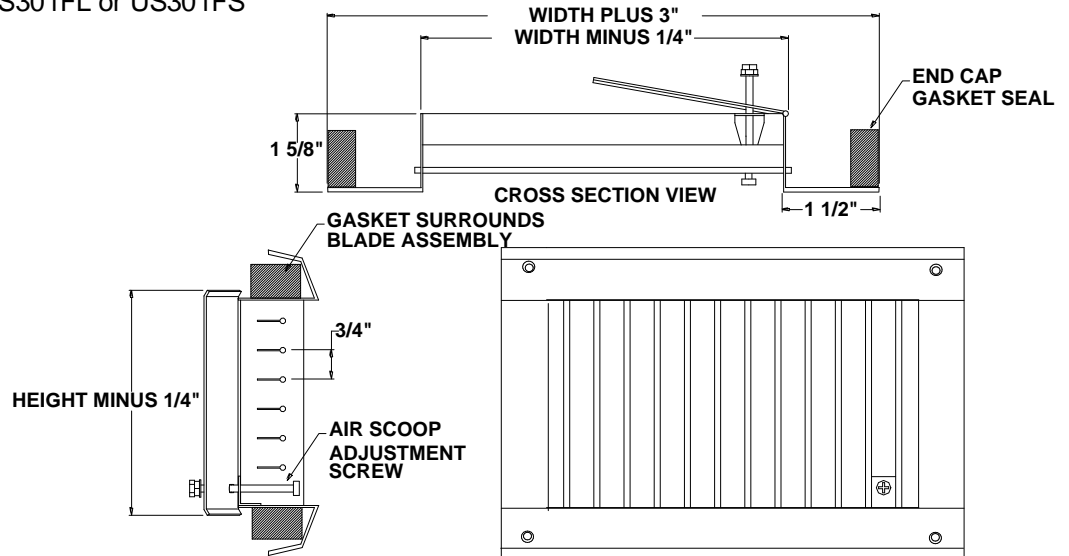


## Aluminum Spiral Duct Mounted Grille Single or Double Deflection • Optional Damper/Extractor

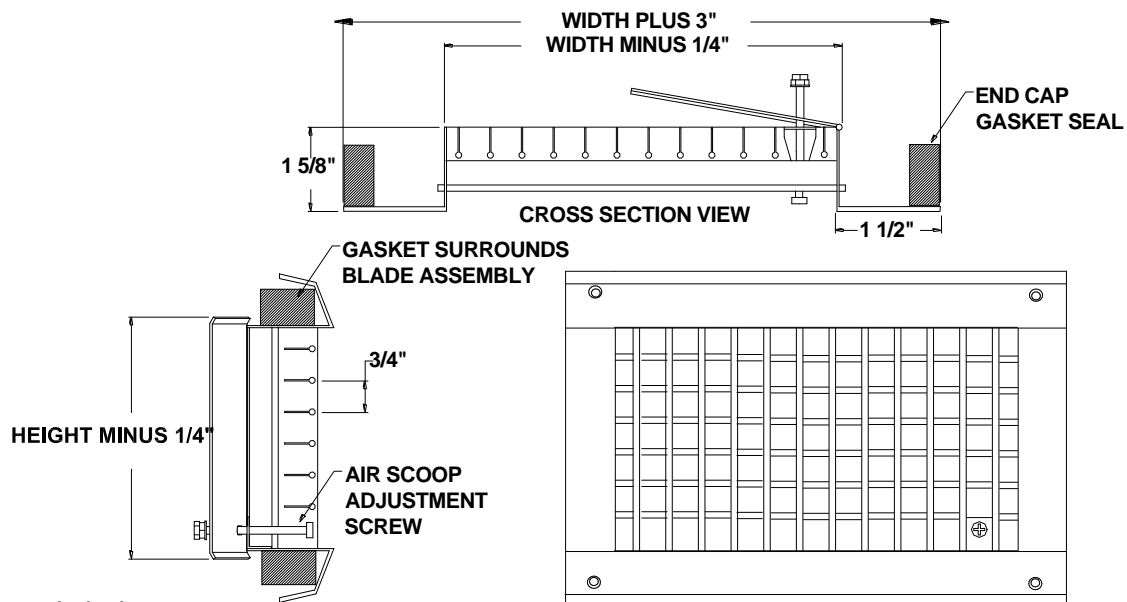
**Model: US301FL • Universal Endcaps • Single Deflection • Long Blades •  $\frac{3}{4}$ " Blade Spacing**  
**US301FS • Universal Endcaps • Single Deflection • Short Blades •  $\frac{3}{4}$ " Blade Spacing**  
**US300FL • Universal Endcaps • Double Deflection • Long Front Blades •  $\frac{3}{4}$ " Blade Spacing**  
**US300FS • Universal Endcaps • Double Deflection • Short Front Blades •  $\frac{3}{4}$ " Blade Spacing**

Single Deflection Models: US301FL or US301FS



Dimensions are in inches

Double Deflection Models: US300FL or US300FS

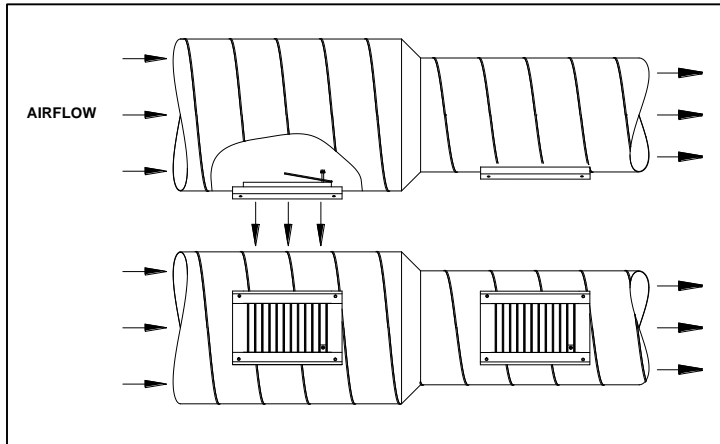


Dimensions are in inches

### Available Duct Diameter by Height

Height	3"	4"	6"	8"	10"
Min : Max Duct Diameter	10" : 36"	10" : 36"	12" : 36"	20" : 36"	24" : 36"

## Typical Installation



**Standard Finish:** #26 White

### Optional Extractor:

Model ASD - Air Scoop Device. Extractor must be ordered with grille. Cannot be field installed.

### Application Notes:

For duct velocities up to 800 fpm, the extractor is not required. For duct velocities higher than 800 fpm, the extractor is recommended.

## General Description

- Spiral Grilles save contractor installation time and money by directly mounting to the duct.
- Available with single or double deflection, with adjustable louvers vertical or horizontal.
- Front louvers available in vertical or horizontal.
- All-aluminum construction with universal end caps to match duct diameters from 10" thru 36" in even increments.
- Foam gasketing standard for tight seal to duct.
- Optional ASD (Air Scoop Device) - operable with Phillips screwdriver for volume adjustment, accessible from grille face.